

Ball

TECHNICAL DATA / 数据

MOUNTING / 安装

Mounting location / 安装位置: Magnetic/磁吸安装
Type / 类型: Magnetic/磁吸

ELECTRICAL / 电器参数

Voltage / 电压: 48V
Frequency / 频率: --
Dimming / 调光: Depending on driver / 取决于驱动

DIMENSION / 相关尺寸

Dimension / 尺寸: Ø78mm
Height / 高度: 1500mm
Cut out / 开孔: NO
Min. recessed depth / 最小天花高度: NO

LIGHT / 灯具

Adjustability / 可调角: NO
Light distribution / 照明方式: Direct/直接
Unified glare rating(UGR) / 防眩指数: <28

LAMP DESCRIPTION / 光源参数

Lamp type / 光源类型: SMD
Colour rendering index (CRI) / 显色指数: Ra>90
MacAdam / 色容差: <3

NOMINAL FLUX / 光通量

2700K:6W948lm
3000K:6W960lm
3500K:6W966lm
4000K:6W990lm

OTHERS / 其他

LED life Time / 光源寿命: > 50,000h - L80 - B10 (Ta 25°C)
Environment temperature / 温度环境: -20°C-40°C
Ingress protection / 防护等级: IP20

PRODUCT DESCRIPTION / 产品描述

Magnetic lighting system as a new generation of lighting solutions, through the track layout consistent with the decoration style, lamps in the form of modules, convenient disassembly, flexible movement and other features of free combination. It not only attention to both the key lighting and basic lighting functions. Thoroughly change before need to cut hole, wiring and other troublesome installation way, totally accord with the trend of current minimalism style popularity.

磁吸照明系统作为新一代照明解决方案，通过与装修风格一致的轨道布局，灯具以模块形式，便捷的拆装、灵活移动等特点自由组合，既可以兼顾重点照明和基础照明功能。彻底改变以往需要开孔、布线等烦恼的安装方式，非常符合当下极简风格流行的趋势。

ORDER TEMPLATE / 订单模板

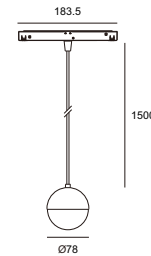
Type 类别	Series 系列	Power 功率	Code 识别码	CCT 色温	CRI 显指	Beam angle 光束角	Body Color 颜色	Dimming 调光	Code 识别码	Reflector Color 防眩杯颜色	Remark 备注
07 磁吸	035A01000	06 6W	*	27 2700	G 90	150 150°	MW 哑白	0 Non-DIM	*	*	-xx
				30 3000	H 97		MB 哑黑	2 0/1-10V			
				35 3500			RR 青古铜	3 DALI			
				40 4000			CP 银色	5 BLE			
				30 3000				6 ZIGBEE			
				60 6000							

Example/例如: 07.035A01000-06*27G150MW0*(-XX)

PHOTO / 图片



DIMENSIONS / 尺寸



PACKAGE CONTENT / 包装

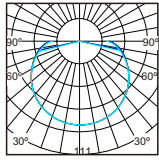
QTN/CTN / 数量/箱: 30PCS/CTN
NW / 净重: 6.5KG/CTN
GW / 毛重: 8.5KG/CTN
Inner box size / 内盒尺寸: 19.5×15.5×9 CM
Outer box size / 外箱尺寸: 48×40×47 CM



LIGHT DISTRIBUTION / 配光曲线

3000K/6W

150°



Luminous flux luminaire
469lm (EXTREME CUTOFF)

Beam Angle:150°

h(m) E(lx) D(m)

1	112	7.52
2	28	15.03
3	12	22.55
4	7	30.07
5	4	37.58

APPLY TO / 适用于



MINI TRACK M26A suspended indirect 迷你磁吸轨道M26A 吊线式

CASAMBI




inset single control via
Casambi app



48V

1	Non-DIM
2	0/1-10V
3	DALI
4	BLE
5	ZIGBEE

SIZE(mm)/尺寸	PRODUCT NAME/产品名称	ORDER CODE/型号
 1000	Track/磁吸轨道	07.M26A10000
 2000	Track/磁吸轨道	07.M26A20000
 3000	Track/磁吸轨道	07.M26A30000
 100x100	Channel Corner *V90°/垂直转角	07.M26AV9000
 100x100	Channel Corner *H90°/水平转角	07.M26AH9000
 100x100	Channel Corner *E90°/垂直外转角	07.M26AE9000
 77x77	X-Shaped Corner *X90°/水平十字转角	07.M26AX9000
 180x77x77	T-Shaped Corner *T90°/水平T字转角	07.M26AT9000
 130x17x16 Cable L:500	Power Feeder Unit/电源信号输入端	07.M26L01000
 130x17x16 Cable L:2000	Power Feeder Unit/电源信号输入端	07.M26L02000
 130x17x16	Linear Flexible/电源信号转接器	07.M26L03000
 124x17x16/160x22	Linear Connector /信号接驳器	07.M26L04000
 54x26	End Caps/堵头 (套)	07.M26L05000
 2000x35x22.5	Pendant Kit/吊线装备 (套)	07.M26L06000
 2000x65	Pendant Kit/吊线装备 (套)	07.M26L07000
 405x22x42	Insert Power Supply/一体式电源	07.M26L10000
 215x115x30	Power Supply /LRS/350W/48V驱动	2.01.MW022
 215x115x30	Power Supply /UHP/200W/48V驱动	2.01.MW023
 364x54	Driver Box/驱动器盒	07.M26L08000

APPLY TO / 适用于



MINI TRACK M26T Trimless 迷你磁吸轨道M26T 预埋式

CASAMBI

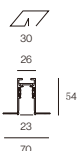


inset single control via
Casambi app



48V

1	Non-DIM
2	0/1-10V
3	DALI
4	BLE
5	ZIGBEE



SIZE(mm)

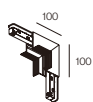
PRODUCT NAME

ORDER CODE

1000
2000
3000

Track/磁吸轨道
Track/磁吸轨道
Track/磁吸轨道

07.M26T10000
07.M26T20000
07.M26T30000



100x100

Channel Corner *V90°/垂直转角

07.M26TV9000



100x100

Channel Corner *H90°/水平转角

07.M26TH9000



100x100

Channel Corner *E90°/垂直外转角

07.M26TE9000



77x77

X-Shaped Corner *X90°/水平十字转角


07.M26TX9000



180x77x77

T-Shaped Corner *T90°/水平T字转角

07.M26TT9000



130x17x16 Cable L:500

Power Feeder Unit/电源信号输入端

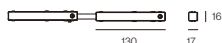
07.M26L01000



130x17x16 Cable L:2000

Power Feeder Unit/电源信号输入端

07.M26L02000



130x17x16

Linear Flexible/电源信号转换器

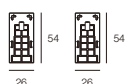
07.M26L03000



124x17x16/160x22

Linear Connector/信号接驳器

07.M26L04000



54x26

End Caps/堵头 (套)


07.M26L05000



405x22x42

Insert Power Supply/一体式电源

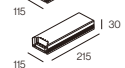
07.M26L10000



215x115x30

Power Supply /LRS/350W/48V驱动

2.01.MW022



215x115x30

Power Supply /UHP/200W/48V驱动

2.01.MW023

APPLY TO / 适用于



MINI TRACK M26R Trim 迷你磁吸轨道M26R 嵌入式

CASAMBI

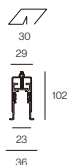


inset single control via Casambi app



48V

1	Non-DIM
2	0/1-10V
3	DALI
4	BLE
5	ZIGBEE



SIZE(mm)

PRODUCT NAME

ORDER CODE

1000
2000
3000

Track/磁吸轨道
Track/磁吸轨道
Track/磁吸轨道

07.M26R10000
07.M26R20000
07.M26R30000



100x100

Channel Corner *V90°/垂直转角

07.M26RV9000



100x100

Channel Corner *H90°/水平转角

07.M26RH9000



100x100

Channel Corner *E90°/垂直外转角

07.M26RE9000



77x77

X-Shaped Corner *X90°/水平十字转角

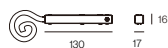
07.M26RX9000



180x77x77

T-Shaped Corner *T90°/水平T字转角

07.M26RT9000



130x17x16	Cable L:500
-----------	-------------

Power Feeder Unit/电源信号输入端

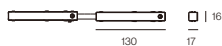
07.M26L01000



130x17x16	Cable L:2000
-----------	--------------

Power Feeder Unit/电源信号输入端

07.M26L02000



130x17x16

Linear Flexible/电源信号转换器

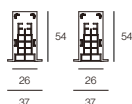
07.M26L03000



124x17x16/160x22

Linear Connector/信号接驳器

07.M26L04000



54x26

End Caps/堵头 (套)

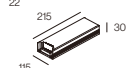
07.M26L05R00



405x22x42

Insert Power Supply/一体式电源

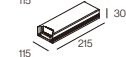
07.M26L10000



215x115x30

Power Supply /LRS/350W/48V驱动

2.01.MW022



215x115x30

Power Supply /UHP/200W/48V驱动

2.01.MW023

APPLY TO / 适用于



MINI TRACK M26E Trimless 迷你磁吸轨道M26E 预埋式

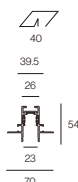


CASAMBI



inset single control via Casambi app

1	Non-DIM
2	0/1-10V
3	DALI
4	BLE
5	ZIGBEE



SIZE(mm)
1000
2000
3000

PRODUCT NAME
Track/磁吸轨道
Track/磁吸轨道
Track/磁吸轨道

ORDER CODE
07.M26E10000
07.M26E20000
07.M26E30000



100x100

Channel Corner *V90°/垂直转角

07.M26EV9000



100x100

Channel Corner *H90°/水平转角

07.M26EH9000



100x100

Channel Corner *E90°/垂直外转角

07.M26EE9000



77x77

X-Shaped Corner *X90°/水平十字转角

07.M26EX9000



180x77x77

T-Shaped Corner *T90°/水平T字转角

07.M26ET9000



130x17x16 Cable L:500

Power Feeder Unit/电源信号输入端

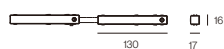
07.M26L01000



130x17x16 Cable L:2000

Power Feeder Unit/电源信号输入端

07.M26L02000



130x17x16

Linear Flexible/电源信号转接器

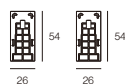
07.M26L03000



124x17x16/160x22

Linear Connector /信号接驳器

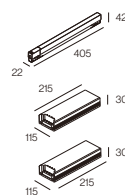
07.M26L04000



54x26

End Caps/堵头 (套)

07.M26L05000



405x22x42

Insert Power Supply/一体式电源

07.M26L10000

215x115x30

Power Supply /LRS/350W/48V驱动

2.01.MW022

215x115x30

Power Supply /UHP/200W/48V驱动

2.01.MW023
