

Armada

TECHNICAL DATA / 数据

MOUNTING / 安装

Mounting location / 安装位置: Track Mounted / 轨道安装
Type / 类型: Track Mounted / 轨道式

ELECTRICAL / 电器参数

Voltage / 电压: DC48V
Frequency / 频率: ----
Dimming / 调光: CASAMBI BLE/卡桑比 蓝牙

DIMENSION / 相关尺寸

Dimension / 尺寸: Ø82*180mm
Height / 高度: 268mm
Cut out / 开孔: ----
Min.recessed depth / 最小天花高度: ----

LIGHT / 灯具

Adjustibility / 可调角: 365° Rotation|90° Tilting|355° 旋转 | 90° 倾斜
Beam angle / 光束角: 13°-50°
Light distribution / 照明方式: Direct/直接
Unified glare rating(UGR) / 防眩指数: <10

LAMP DESCRIPTION / 光源参数

Lamp type / 光源类型: COB
Colour rendering index (CRI) / 显色指数: Ra>90
MacAdam / 色容差: <5

NOMINAL FLUX / 光通量

2700K:31.45W 3206lm 4000K:31.45W 3904lm
3000K:31.45W 3417lm 5000K:31.45W 3844lm
3500K:31.45W 3625lm 6000K:31.45W 3813lm

OTHERS / 其他

LED life Time / 光源寿命: >50,000h - L80 - B10 (Ta25°C)
Environment temperature / 温度环境: -20°C-40°C
Ingress protection / 防护等级: IP20
Moving speed / 移动速度: 60s/m

PRODUCT DESCRIPTION / 产品描述

A UNIQUE system allows the intensity of different groups of light fittings to be moved, oriented, and adjusted at a distance. Indoor systems are available in versions for installation on surfaces and recessed installation on the ceiling. It is equipped with wireless control by the Casambi system managed using the dedicated app for mobile devices (covers a distance of about 30 m). The system allows up to 200 devices to be controlled via the app.

The lighting modules incorporate servos for moving and orienting them and sensors to detect other spots and the end of the track. The system can recognize the location of each spot at all times and memorize up to different scenes of light.

独特的系统可以在一定距离内控制不同灯具的定向移动。室内轨道有明装和嵌入式安装两种版本。它配备了由使用移动设备专用应用程序管理的 Casambi 系统进行的无线控制（覆盖距离约 30 m）。该系统允许通过应用程序控制多达 200 台设备。

照明模块包含用于移动和定向它们的伺服系统以及用于检测其他灯具和轨道末端的传感器。该系统可以随时识别每个灯具的位置，并记忆不同的场景。

ORDER TEMPLATE / 订单模板

Type 类别	Series 系列	Power 功率	Code 识别码	CCT 色温	CRI 显指	Beam angle 光束角	Body Color 颜色	Dimming 调光	Code 识别码	Reflector color 防眩杯颜色	Remark 备注
13 轨道式	001A01000	30 30W	*	26 2700 6000	G 90	00 13°-50°	MW 哑白 MB 哑黑	5 BLE	*	A 哑白 D 哑黑	-xx

Example/例如: 13.001A01000-30*26G00MW5*A(-XX)

PROJECT / 项目

TYPE / 类型

NOTES / 笔记

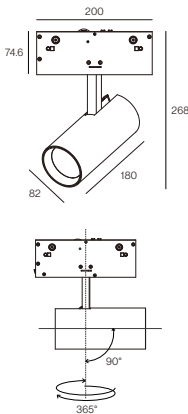
QUANTITY / 数量

DATE / 日期

PHOTO / 图片

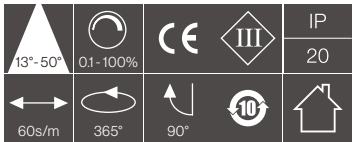


DIMENSIONS / 尺寸



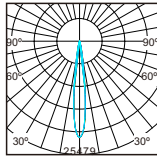
PACKAGE CONTENT / 包装

QTN/CTN / 数量/箱:	6PCS/CTN
NW / 净重:	8.12KG/CTN
GW / 毛重:	10.06KG/CTN
Inner box size / 内盒尺寸:	30×24.5×13 CM
Outer box size / 外箱尺寸:	50×32×42 CM



LIGHT DISTRIBUTION / 配光曲线

3000K /30W

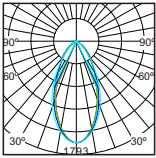


Beam Angle:13°

	h(m)	E(lx)	D(m)
1	25855	0.23	
2	6464	0.46	
3	2873	0.69	
4	1616	0.91	
5	1034	1.14	

Luminous flux luminaire
1920lm (EXTREME CUT OFF)

3000K /30W



Beam Angle:50°

	h(m)	E(lx)	D(m)
1	1806	0.88	
2	452	1.75	
3	201	2.63	
4	113	3.51	
5	72	4.38	

Luminous flux luminaire
1609lm (EXTREME CUT OFF)

CASAMBI

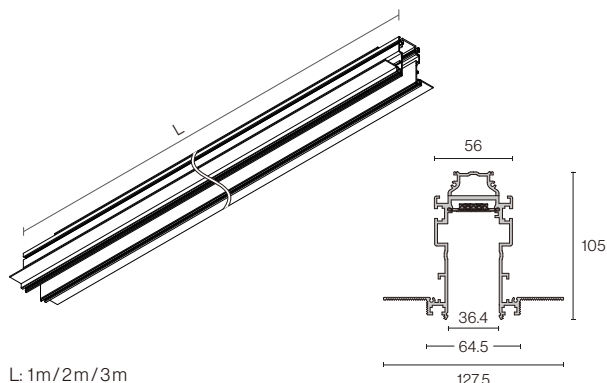


ACCESSORIES / 配件

Recessed mounted

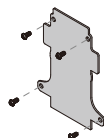
Electro-mechanical profile for recessed installations in plasterboard ceilings, with 0.5m to 3m lengths. Power and interconnection cables must be ordered separately.

The covers must be ordered separately. Fixed or adjustable fastening kits available (optional). The roof fastening kits enable installation without the need for aluminium TC fastening profiles.

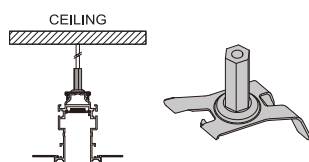


L: 1m/2m/3m

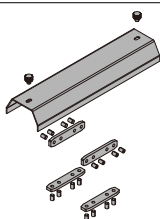
End caps. To be ordered separately.
2 units kit.



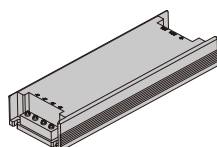
Adjustable ceiling kit
2 units kit (optional)



Track Connection Kit for recessed track
Cover: 1 piece
Connection Piece: 4 pieces
Hexagon Screw: 16 pieces
Fixing Screw: 2 pieces




Remote LED power supply,
48V/200W, 100/240 Vac.



Surface mounted

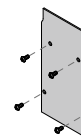
Electro-mechanical profile for surface installations in plasterboard ceilings, with 0.5m to 3m lengths. Not suitable for suspended installations. Power and interconnection cables must be ordered separately.

Covers must be ordered separately.

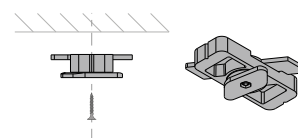


L: 1m/2m/3m

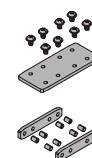
End caps. To be ordered separately.
2 units kit.



Surface Ceiling Bracket Kit
2 units for 0.5m and 1m profile
4 units for 2m profile
6 units for 3m profile



Track Connection Kit for Surface/Pendent track
Connection Board: 1 piece
Connection piece: 2 pieces
Fixing Screw: 8 pieces
Hexagon Screw: 8 pieces



Remote LED power supply,
48V/350W, 100/240 Vac.

